


A system of padded pouf and linear shelves make up a galaxy of satellites for the conversation area. Designed by Nicola Gallizia to be inserted into each other, these pouf and small tables allow multiple compositions. Available in leather or fabric, with chrome metal frames and tops of glass, marble or various types of wood.



**Nicola Gallizia** Born in Milan, Nicola Gallizia attended the Architecture Faculty at the Milan Politecnico. From 1990 to 1999 he worked with Luca Meda as assistant for the image and products for Molteni&C and Dada, companies for which he still works as image consultant and product developer. He has been art director and designer for the Camera group since 1999. For Penta he designed the lamps Wood (2000), China (2002) and Jei-Jei (2004). He has been working with Pitti Living since 2001 on fittings for exhibitions. In 2003 he took over responsibility for the image of Molteni&C., with particular attention to the new graphics project and the product catalogues, from their conception to the stand fittings for major fairs, and the design and fitting out of several stores. He designed the collection *Domino* for Molteni&C in 2004. In 2005 he opened the studio CZ36 in Milan, from where he designs and creates interiors.

## ■ Finishes

### Finiture piani essenze

rovere scuro  
rovere grigio  
wengé  
noce canaletto  
olmo chiaro  
olmo scuro

### Finiture piani marmo

emperador dark  
calacatta

### Finiture piani legno

laccato opaco nei colori  
della gamma Molteni

laccato lucido nei colori  
della gamma Molteni  
(più turchese e verde prato)

### Finiture piani vetro

colorato nei colori  
della gamma Molteni

acidato colorato nei  
colori della gamma Molteni

### Finiture strutture laccato opaco

laccato opaco nei colori  
della gamma Molteni

### Telaio specchiera

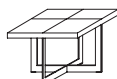
cromo lucido

**pouf**  
tessuto  
pelle

## ■ Tipologie

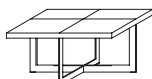
### tavolini con piano legno

L 600 P 600 H 433



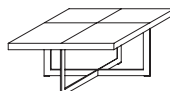
DTQ1

L 900 P 600 H 433



DTQ6

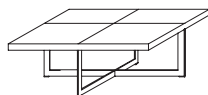
L 900 P 900 H 433



DTQ2

### tavolini con piano legno

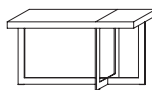
L 1200 P 900 H 433



DTQ3

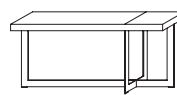
### consolles con piano legno

L 1000 P 300 H 573



DTQ4

L 1200 P 300 H 573



DTQ5

### tavolini con piano in marmo

L 440 P 440 H 344



DTK1

L 440 P 440 H 489



DTK2

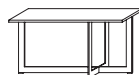
L 600 P 600 H 404



DTK3

### consolles con piano in marmo

L 1000 P 300 H 544



DTK4

L 1200 P 300 H 544



DTK5

**tavolini con piano in  
vetro sp 10**  
Ø 450 H 338



**DTR1**

Ø 450 H 483



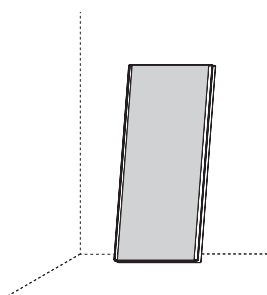
**DTR2**

Ø 620 H 398



**DTR3**

**specchiera telaio  
cromo lucido**  
L 900 H 2100 sp 50



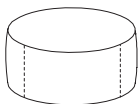
**SP1**

**pouffs**  
Ø 440 H 370



**DPF1**

Ø 890 H 370



**DPF2**

Ø 1200 H 370



**DPF3**