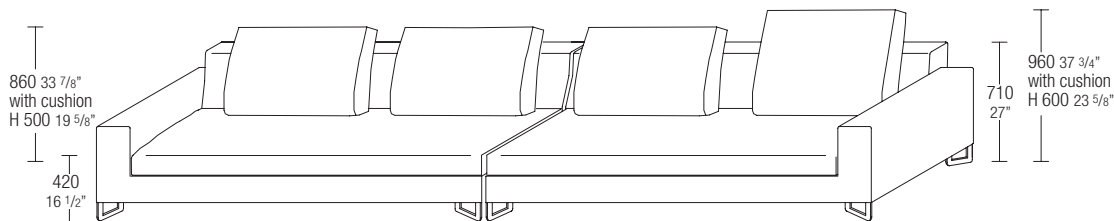


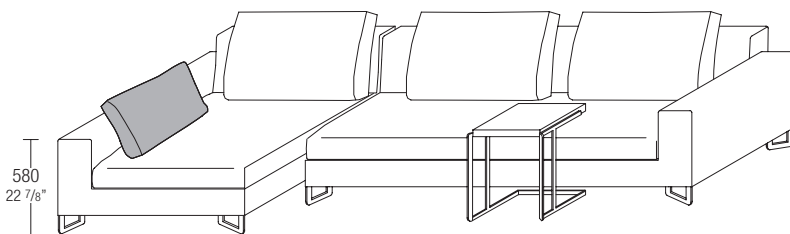


Sofa system, with preset composition or modular, marked by well-balanced volumes and generous sizes, and a new concept for the single seat cushion (down + ecomemory) for improved sitting comfort, easier maintenance and better look. Large integrates the traditional elements with a series of components (bench, corner armchair and small tables) that add a distinguishing and original touch to the project.

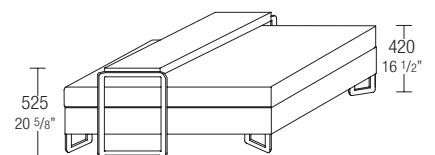
Back cushions with variable height



Example for the use of the armrest cushion



Example with bridge small table, island, pouf



Ferruccio Laviani Irony, playfulness and passion for design. A pupil of the great Italian design teacher Achille Castiglioni, Ferruccio Laviani represents a new direction in design. Pietro Ferruccio Laviani was born in Cremona in 1960. After graduating in Architecture at the Milan Politecnico, he became a partner of the De Lucchi studio in 1986. He was exhibition designer for "Technique discrettes. Le design du mobilier italien 1980-1990" at the Louvre and worked with Memphis, taking part in the "12 nuovi Memphis" collection. In 1991 he started working with Kartell as Artistic Director, and then with Flos, Tisettanta, Moroso, Piombo and Pandora Design. In 1997 he worked with Achille Castiglioni on the important show dedicated to Giò Ponti and Vico Magistretti. In the same year he designed the new De Padova image for the showroom in Corso Venezia, Milan. 2001 saw the start of a partnership with the fashion designers Dolce&Gabbana, for whom he designed the corners and the interiors of their new headquarters in Via Goldoni, Milan. From 1999 to the present, he has worked with Dada on the kitchens *Quadrante*, *Vela Quadra* and *Hi-Line*. For Molteni&C, Laviani has designed the seating system Hi-Bridge and Hi-Cove, the brand name store in Milan and the fittings for the 2006 Furniture Exhibition. With Luca Meda, he designed other important pieces for the Molteni collection such as the container series *Convivio* and the *Freestyle* seating system.

■ Finishes

cover

fabric, leather

Hide leather for armrest lining PA184 bench

natural

ivory

black

dove grey

dark brown

red

white

hazelnut

Feet

shiny chrome

titanium painted

Tables

Stone Top

carnian grey finish

Top Essenza

black oak

dark oak

grey oak

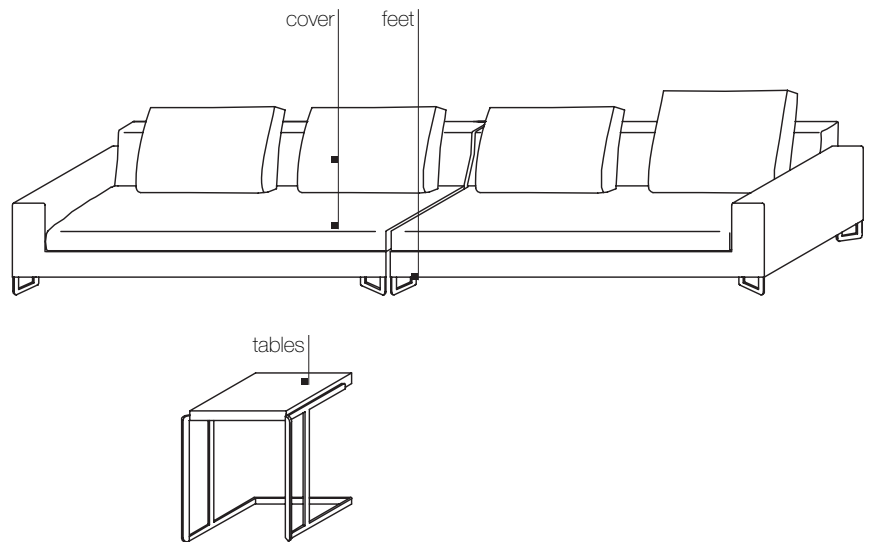
light elm

dark elm

Structure

shiny chrome

titanium painted

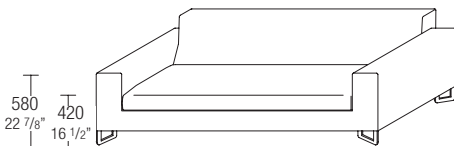


■ Elements

sofa structure

W 2240 D 1070 H 710


W 88 1/4" D 42 1/8" H 27"



DS224

W 2540 D 1070 H 710

W 99" D 42 1/8" H 27"

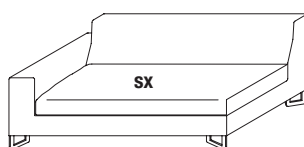


DS254

end element structure

W 1730 D 1070 H 710

W 68 1/8" D 42 1/8" H 27"

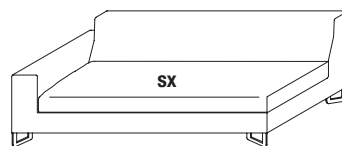


TS173 dx - sx

end element structure

W 2030 D 1070 H 710

W 79 7/8" D 42 1/8" H 27"




TS203 dx - sx

end element structure

W 2330 D 1070 H 710

W 91 3/4" D 42 1/8" H 27"

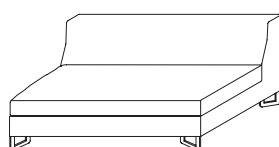


TS233 dx - sx

central element structure

W 1520 D 1070 H 710

W 59 7/8" D 42 1/8" H 27"




CS152

central element structure

W 1820 D 1070 H 710

W 71 5/8" D 42 1/8" H 27"




CS182

central element structure

W 2120 D 1070 H 710

W 83 1/2" D 42 1/8" H 27"

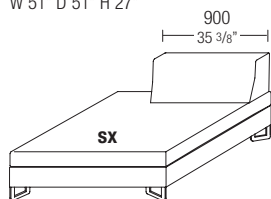


CS212

Elements

peninsula element structure

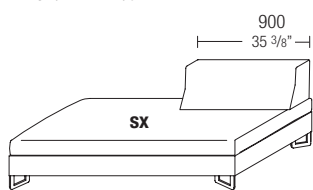
W 1320 D 1320 H 710
W 51" D 51" H 27"



PS132 dx - sx

island element structure

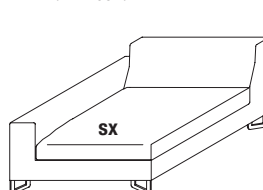
W 2020 D 1070 H 710
W 79 1/2" D 42 1/8" H 27"



IS202 dx - sx

chaise longue structure

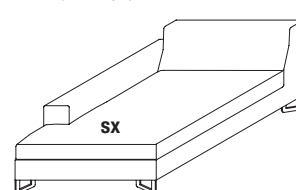
W 1130 D 1620 H 710
W 44 1/2" D 63 3/4" H 27"



CLS162 dx - sx

chaise longue structure

W 1130 D 2020 H 710
W 44 1/2" D 79 1/2" H 27"



CLS202 dx - sx

back cushion

W 700 H 500/600
W 27 1/2" H 19 5/8" - 23 5/8"



H 500 H 600
CS70/50 CS70/60

W 750 H 500/600
W 29 1/4" H 19 5/8" - 23 5/8"



H 500 H 600
CS75/50 CS75/60

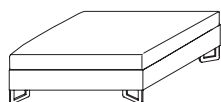
W 900 H 500/600
W 35 3/8" H 19 5/8" - 23 5/8"



H 500 H 600
CS90/50 CS90/60

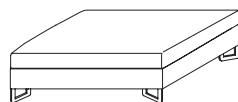
pouf

W 1070 D 1070 H 420
W 42 1/8" D 42 1/8" H 16 1/2"



PF107

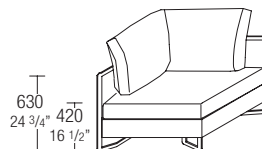
W 1220 D 1070 H 420
W 48" D 42 1/8" H 16 1/2"



PF122

corner armchair

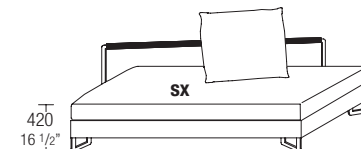
W 840 D 840 H 870
W 33 1/8" D 33 1/8" H 34 1/4"
the back cushions are meant
to fit the corner armchair



PLA84

bench

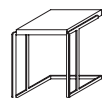
W 1840 D 940 H 870
W 72 1/2" D 37" H 34 1/4"
the back cushion
is meant to fit the bench



PA184 dx - sx

small table

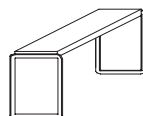
W 440 D 500 H 525
W 17 3/8" D 19 5/8" H 20 5/8"



LTA1

bridge small table

W 400 D 1110 H 525
W 15 3/4" D 43 3/4" H 20 5/8"



LTP1

sartorial cushion

W 450 H 450
W 17 3/4" H 17 3/4"



LCS/45

armrest cushion

W 700 H 400
W 27 1/2" H 15 3/4"



LBR70/40

pair of extra cushions

W 500 H 500
W 19 3/4" H 19 3/4"



CCQ/50