



The Foster+Partners studio designed a distinctively shaped sofa, an authentic example of architecture tailored around the exactness of the frame and based on the balance of proportions. Alongside the linear version, there is one with a gently curved design.

■ Finishes

cover
fabric, leather

feet/base finishes
shiny chrome
brushed silver

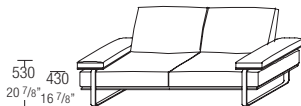
■ Technical information

Loadbearing structure	Metal frame with elastic straps.
Loadbearing structure padding	Flameproof flexible polyurethane (class 1IM cold foamed in mould, fine velvet cover.
Arm	Metal frame with polyester fibre and sterilized feather padding. 100% cotton cover.
Seat cushions	Shaped polyurethane insert and sterilized feathers. 100% cotton cover.
Back cushions	Sterilized feathers. 100% cotton cover.
Feet	Curved steel with a chrome or brushed silver finish.
Removable outer covers	(See attached card, specific for each cover).

■ Types

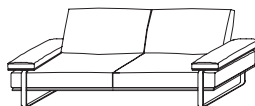
sofas

W 2200 D 950 H 860
W 86 3/8" D 37 3/8" H 33 7/8"



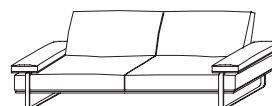
SD220

W 2500 D 950 H 860
W 98 3/8" D 37 3/8" H 33 7/8"



SD250


W 2700 D 950 H 860
W 106 1/4" D 37 3/8" H 33 7/8"



SD270

curved sofa

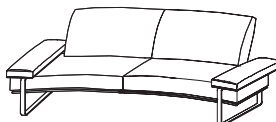
W 2500 D 950/1050 H 860
W 98 3/8" D 37 3/8" - 41 3/8" H 33 7/8"



SDC250

curved sofa

W 2700 D 950/1050 H 860
W 106 1/4" D 37 3/8" - 41 3/8" H 33 7/8"



SDC270