



A varied series of bedroom storage units in wood, characterised by painted side inserts and frosted glass tops in nuances of colour that allow customers to create clear contrasts between frame and

drawers, and also monochromatic units. Two versions of the base are available: the traditional floor standing base and the metal base which draws attention to the slender lines.

Finishes

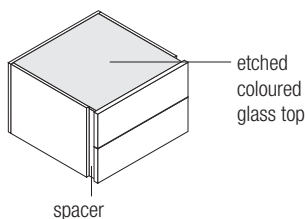
Drawer unit finishes

matt lacquer colours
in the Molteni colour range
open grain lacquer colours
in the Molteni colour range

black oak
dark oak
grey oak
light elm
dark elm

Glass top finish

coloured etched glass
in the Molteni colour range



Technical information

Internal structure	Particleboard panel, coated with melamine resin.
External and front finish (matt lacquered and open grain version)	Particleboard panel, coated with melamine resin and painted in shades from the "Molteni Range".
External and front finish (wood version)	Particleboard panel veneered with sliced Oak (Quercus) or Elm (Ulmus rubra).
Frame	In chrome plated steel.
Glass top	Glass (th. 8 mm), tempered, etched and coloured with the colours in the "Molteni Range".
Spacer	MDF panel with wood veneer in Oak, Elm or with melamine paper facing painted in the "Molteni Range" colours.
Sides and internal drawer bottom	Particleboard panel, coated with melamine resin.
Adjustable feet	Non-skid plastic material.

Types

bedside unit with 1 drawer

W 550 D 550 H 334
W 21 5/8" D 21 5/8" H 13 1/8"



SCZ1

bedside unit with 2 drawers


W 550 D 550 H 334
W 21 5/8" D 21 5/8" H 13 1/8"



SCZ2

drawer unit with 3 drawers

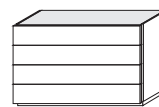
W 1200 D 550 H 580
W 47 1/4" D 21 5/8" H 22 7/8"



SCZ3

drawer unit with 4 drawers


W 1200 D 550 H 764
W 47 1/4" D 21 5/8" H 30 1/8"



SCZ4

drawer unit with 7 drawers

W 550 D 550 H 1130
W 21 5/8" D 21 5/8" H 44 1/2"



SCZ5

bedside unit with 1 drawer

W 550 D 550 H 514
W 21 5/8" D 21 5/8" H 20 1/4"



SCC1

bedside unit with 2 drawers

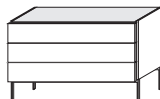
W 550 D 550 H 514
W 21 5/8" D 21 5/8" H 20 1/4"



SCC2

drawer unit with 3 drawers

W 1200 D 550 H 760
W 47 1/4" D 21 5/8" H 29 7/8"



SCC3