

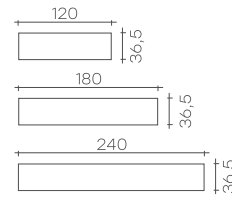


# inori

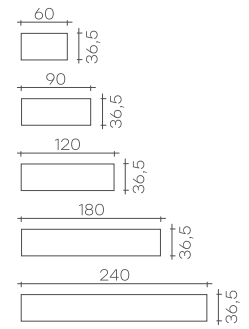
DESIGN  
SETSU & SHINOBU ITO

modello registrato  
registered model

## Basi \_ Bases



## Ripiani \_ Shelves



## Montanti \_ Uprights



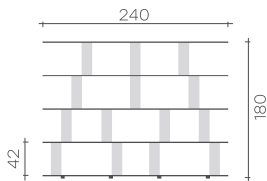
Sistema composto da elementi in vetro o legno modulari. La modularità e versatilità ne permette l'utilizzo come libreria, espositore, contenitore porta tv, sviluppabili sia in situazioni con fissaggio a muro che autoportanti. Tutti i montanti sono liberamente posizionabili tramite sistema di ancoraggio e scorrimento a binario applicato su ogni singolo ripiano. Binario in alluminio anodizzato nero.

*Modular book shelves glass or wood system. The versatility and assembly possibilities allow the utilization as a show-case, display-case, TV-unit. Available the free-standing version and wall unit. The uprights are freely adjustable on each shelf through sliding rails and fixing device. Slides in anodized black aluminum.*

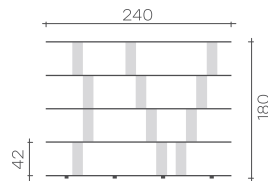
portata sui ripiani: 80 kg  
portata massima struttura: 400 kg  
distanza massima tra i montanti: 130 cm  
massimo sbalzo laterale sui ripiani: 35 cm  
load capacity on shelves: 80 kg  
structure load capacity: 400 kg  
max. distance between the uprights: 130 cm  
max. distance between the external side of the shelves: 35 cm

## COMPOSIZIONI / COMPOSITIONS

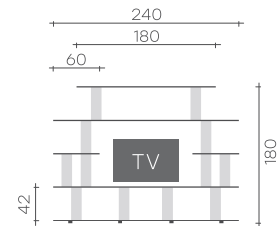
### COMP. A COMP. A



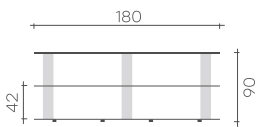
### COMP. A bis COMP. A bis



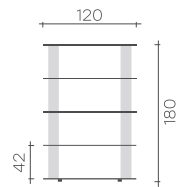
### COMP. B COMP. B



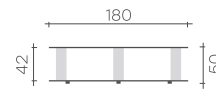
### COMP. C COMP. C



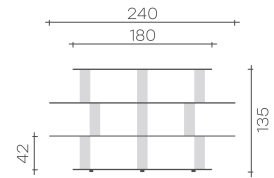
### COMP. D COMP. D



### COMP. E COMP. E



### COMP. F COMP. F



In tutte le composizioni sopra presentate i montanti hanno altezza H. 42 cm.

In all the compositions presented above, the uprights are 42 cm high.